



Clark County Master Plan & Development Code Rewrite

Kick-off Meetings: June 2020



Agenda



- **Welcome/Introductions**
- **Process Overview**
- **Break Out Room Discussions: Master Plan and Development Code**
- **Full Group Discussion: Key Themes**
- **Next Steps**



Zoom Guide & Help



- **Connect**
 - Reduce other internet use during the meeting to improve video/audio quality
- **Eliminate background noise**
 - Mute other computer programs and background sound
 - Mute yourself unless speaking; use headphones if possible
- **Having technical issues:**
 - Zoom online support: <https://support.zoom.us/hc/en-us>
 - Chat: *Paul Donegan



Zoom: Submit Questions



zoom

The screenshot shows a Zoom meeting window. The main area is a large teal rectangle. At the top right, there's a 'Gallery View' button. Below it, a small orange rectangle represents a participant's video, with a name tag that says 'Your Name'. In the bottom left corner, there's a status bar showing 'Host' and a signal strength icon. The bottom toolbar contains several icons: 'Unmute', 'Stop Video', 'Participants' (with a '2' next to it), 'Chat' (highlighted with a red box), 'Share Screen', 'Record', 'Reactions', and a 'Leave' button. A red curved arrow points from the 'Chat' button to the chat window on the right. The chat window is titled 'Zoom Group Chat' and has a text input field at the bottom with the placeholder 'Type message here...'. Above the input field, there's a 'To:' dropdown menu set to 'Host' and a '(Privately)' label. To the right of the input field are icons for 'File' and a three-dot menu. The text 'Send questions to: *Paul Donegan' is written in red above the chat window.

Zoom Meeting

Gallery View

Your Name

Host

Unmute Stop Video Participants 2 Chat Share Screen Record Reactions Leave

Zoom Group Chat

Send questions to:
*Paul Donegan

To: Host (Privately) File ...

Type message here...

Zoom: Raise Your Hand



zoom

Zoom Meeting 40-Minutes

Gallery View

Host *Paul Donegan Your Name

Participants (3)

- Host (Host, me)
- *Paul Donegan
- Your Name

raise hand yes no go slower go faster more

Unmute Stop Video Security Participants Chat Share Screen Record Reactions End

Invite Mute All Unmute All

A screenshot of a Zoom meeting interface. The top bar shows the meeting title 'Zoom Meeting 40-Minutes' and a 'Gallery View' button. Below this is a row of three video thumbnails labeled 'Host', '*Paul Donegan', and 'Your Name'. The main area is a large teal rectangle. On the right side, there is a 'Participants (3)' list showing the same three participants. At the bottom, there is a toolbar with various icons. The 'Participants' icon (three people) is highlighted with a red box. A red arrow points from this box to the 'raise hand' icon (a hand with a blue palm) in the bottom right corner, which is also highlighted with a red box. Other icons in the toolbar include 'Unmute', 'Stop Video', 'Security', 'Chat', 'Share Screen', 'Record', 'Reactions', and 'End'. To the right of the 'raise hand' icon are buttons for 'yes', 'no', 'go slower', 'go faster', and 'more'. Below the 'raise hand' icon are buttons for 'Invite', 'Mute All', and 'Unmute All'.

Zoom: Mute/Unmute



zoom

The screenshot displays the Zoom Meeting application window. The main video area is a solid teal color. In the top right corner of the video area, there is a small orange square with the text 'Your Name' and a red slash icon. The bottom toolbar contains several icons: a microphone icon with a red slash (labeled 'Unmute'), a video camera icon (labeled 'Stop Video'), a group of people icon (labeled 'Participants'), a speech bubble icon (labeled 'Chat'), a green square with an upward arrow (labeled 'Share Screen'), a circular arrow icon (labeled 'Record'), and a smiley face icon (labeled 'Reactions'). A red rectangle highlights the 'Unmute' button. To the right of the video area is a 'Zoom Group Chat' panel with a dropdown menu set to 'Host' and a '(Privately)' label. Below this is a text input field labeled 'Type message here...'. A 'Leave' button is located at the bottom right of the toolbar.

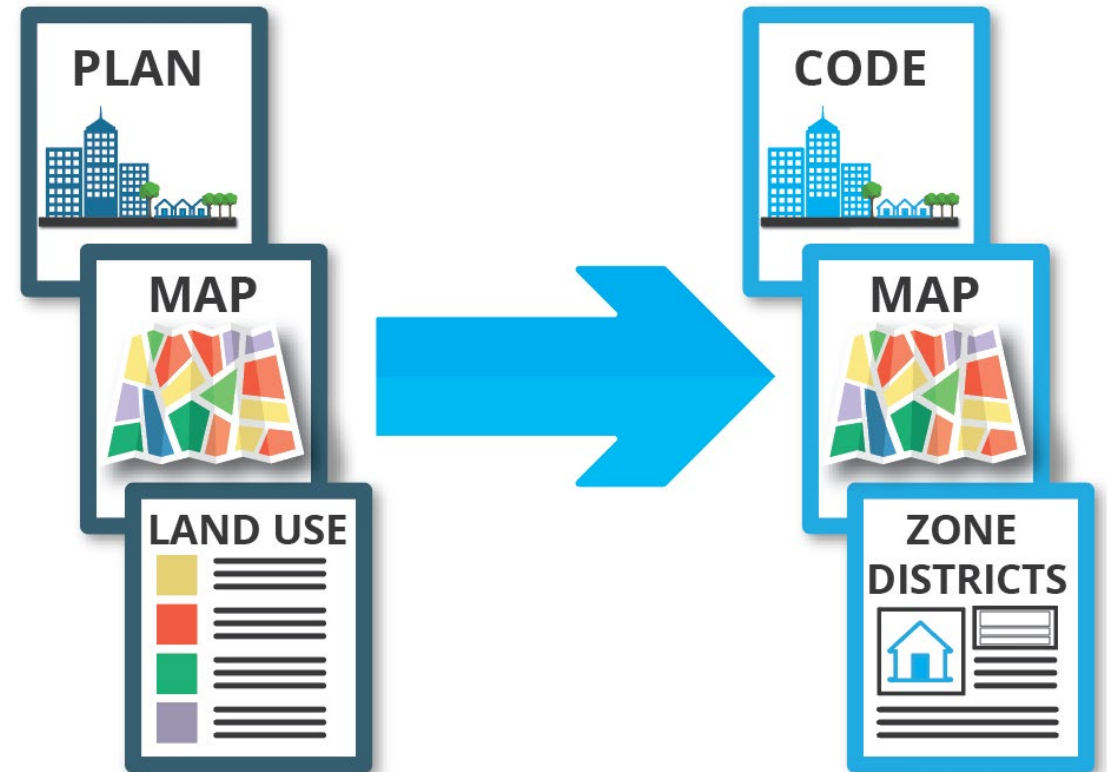
ABOUT THE PROCESS



Purpose & Goals



- **Integrated Plan and Code rewrite**
- **Streamlines process**
- **Results in closer alignment between policies and regulations**





Purpose of the Master Plan




- **Long-range plan (through 2050)**
- **Guides where and how unincorporated Clark County will grow**
- **Establishes County policies—advisory, not regulatory**
- **Serves as an “umbrella” document for other more detailed plans**
- **Supports regional plan objectives**

Required Elements (NRS 278.160)

- Land Use
- Housing
- Conservation
- Historic Preservation
- Public Facilities and Services
- Recreation and Open Space
- Safety
- Transportation



Master Plan Rewrite Objectives



- 8 Master Plan Elements
- 11 Specific Area Plans
- Dozens of other County and regional plans and studies



- Community vision and values
- New topics/emerging issues



Master Plan Rewrite Objectives



- **Review and consolidate Land Use Categories and supporting policies where possible**
 - Clarify distinction between Countywide vs. Planning Area specific considerations
 - Shift regulatory language to Development Code
- **Evaluate review cycle and process for Planning Area updates**
- **Create a plan that is easier to understand, administer, and implement**

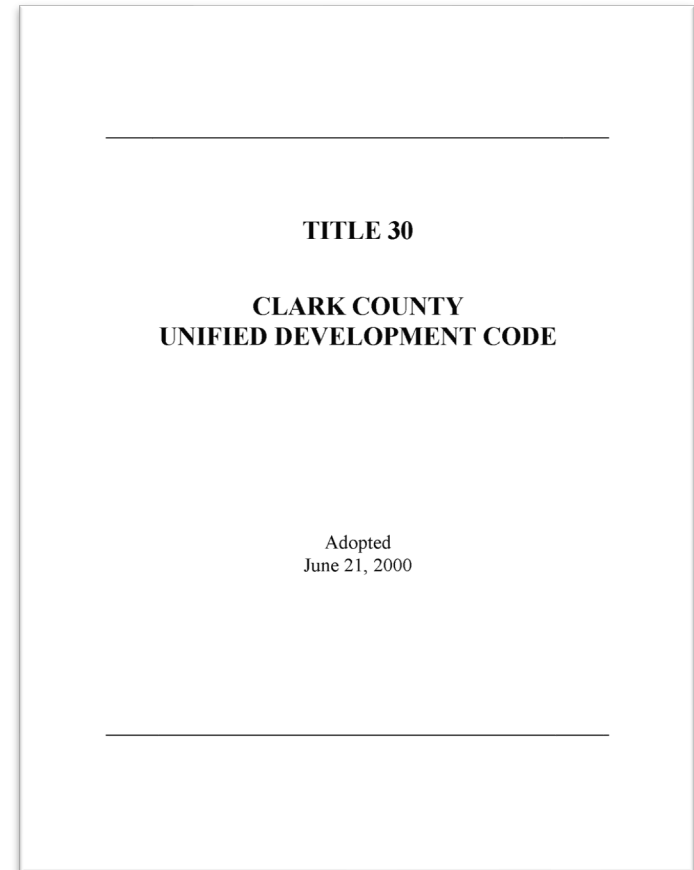
	Open Lands		Residential High Rise Center Greater than 32 du/1ac
	Residential Rural Up to 1 du/1ac		Office Professional
	Rural Agricultural Up to 1 du/1ac		Commercial Neighborhood
	Rural Neighborhood Preservation Up to 2 du/1ac		Commercial General
	Rural Neighborhood Up to 2 du/1ac		Commercial Tourist
	Residential Low Up to 3.5 du/1ac		Business and Design Research Park
	Rural Suburban Up to 8 du/1ac		Industrial
	Residential Medium From 3 du/1ac to 14 du/1ac		Heavy Industrial
	Residential High From 8 du/1ac to 18 du/1ac		Public Facilities
	Residential Urban Center From 18 du/1ac to 32 du/1ac		Institutional
			Major Development Projects



Purpose of the Development Code



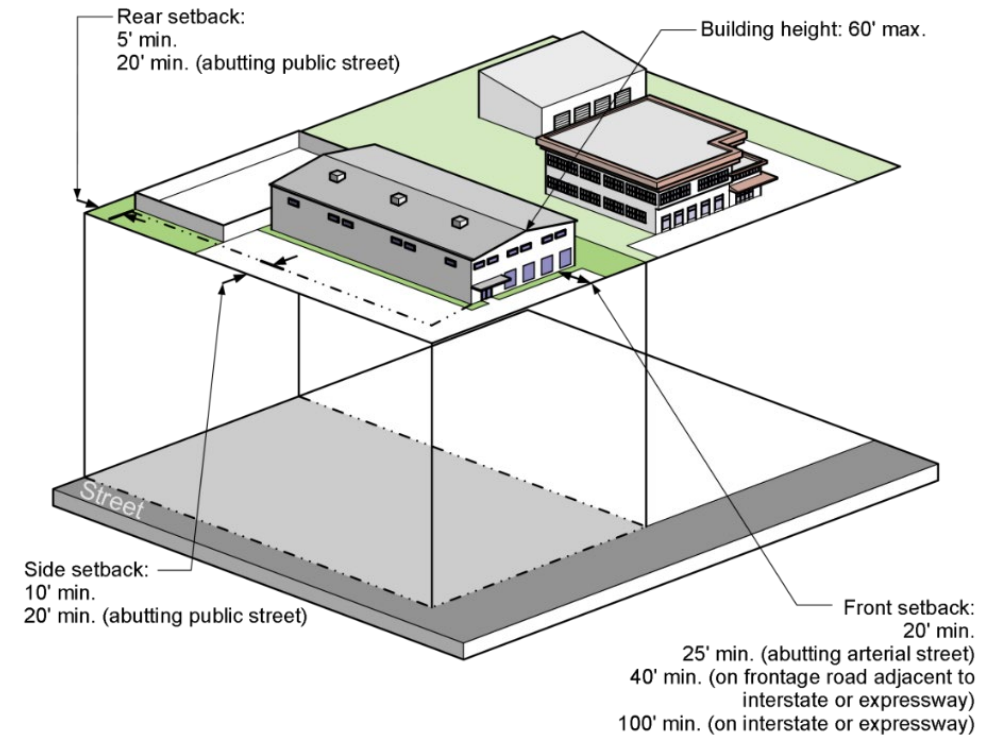
- **Regulations that guide how development should occur in unincorporated Clark County**
- **Procedures for subdividing property or undertaking a larger development project**
- **Primary tool for implementing the Master Plan**



Development Code Rewrite Objectives



- **Create a new, modern, user-friendly code**
- **Improve alignment between zoning district and Master Plan land use categories**
- **Establish efficient and predictable regulations**
- **Address County priorities such as housing diversity and sustainable development**



Development Code Rewrite Process



OPPORTUNITIES FOR INPUT



Opportunities for Input



- **Online questionnaires**
- **Stakeholder Interviews/Focus Groups**
- **Citizens Advisory Council and Town Advisory Board Outreach**
- **Planning Commission updates**
- **County Commission updates**
- **Technical Advisory Committee (Development Code)**



Online Questionnaire #1: Vision and Values



Clark County Online Questionnaire

Part 1: Tell us about yourself!

Your answers will help us understand how representative respondents are of Clark County as a whole, and whether there are any groups whose perspectives we have missed.

1. How would you describe yourself and where you live?

- ☐ Full-time resident of Clark County
- ☐ Part-time resident of Clark County/second homeowner
- ☐ Visitor or tourist
- ☐ Other (please specify)

9. Please rate the different elements of **TRANSPORTATION** listed below on a scale of 1 to 5. [1-very poor, 2-poor, 3-average, 4-good, 5-excellent]

	1	2	3	4	5	Not sure/No opinion
Sidewalk connectivity	<input type="radio"/>	<input type="radio"/>	<input type="radio"/>	<input type="radio"/>	<input type="radio"/>	<input type="radio"/>
Ease of travel by walking	<input type="radio"/>	<input type="radio"/>	<input type="radio"/>	<input type="radio"/>	<input type="radio"/>	<input type="radio"/>
Ease of travel by biking	<input type="radio"/>	<input type="radio"/>	<input type="radio"/>	<input type="radio"/>	<input type="radio"/>	<input type="radio"/>
Ease of travel by car	<input type="radio"/>	<input type="radio"/>	<input type="radio"/>	<input type="radio"/>	<input type="radio"/>	<input type="radio"/>
Ease of travel by transit	<input type="radio"/>	<input type="radio"/>	<input type="radio"/>	<input type="radio"/>	<input type="radio"/>	<input type="radio"/>

Are there other transportation issues or opportunities that you would like to add?

10. Please rate the different elements of **RECREATION** listed below on a scale of 1 to 5. [1-very poor, 2-poor, 3-average, 4-good, 5-excellent]

	1	2	3	4	5	Not sure/No opinion
Overall quality of recreational amenities	<input type="radio"/>	<input type="radio"/>	<input type="radio"/>	<input type="radio"/>	<input type="radio"/>	<input type="radio"/>
Access to parks or recreational facilities	<input type="radio"/>	<input type="radio"/>	<input type="radio"/>	<input type="radio"/>	<input type="radio"/>	<input type="radio"/>
Access to walking/biking paths and trails	<input type="radio"/>	<input type="radio"/>	<input type="radio"/>	<input type="radio"/>	<input type="radio"/>	<input type="radio"/>

Key takeaways:

1. Learn about Clark County residents.
2. Identify and prioritize issues and opportunities.
3. Identify a vision for the future of Clark County.

Follow the Process



www.transformclarkcounty.com

Sign-up to receive project updates

Email us: TransformClarkCounty@ClarkCountyNV.gov



DISCUSSION: ISSUES AND OPPORTUNITIES



Next Steps



- **Online Questionnaire #1: Vision and Values (June-July)**
- **Summarize Kick-off Meeting and Online Questionnaire Results (July-August)**
- **State of the County Research and Analysis: (Ongoing)**
- **Community and Stakeholder Engagement: Preliminary Vision and Goals (September)**

